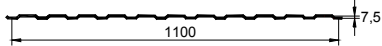
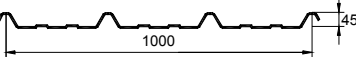
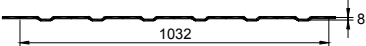
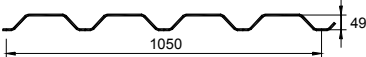

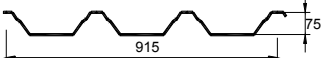
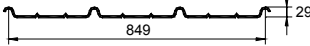
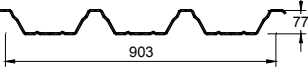
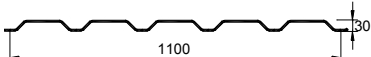
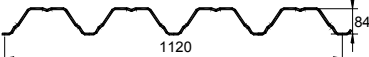
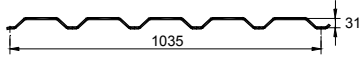

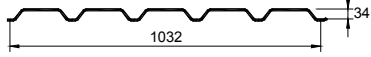

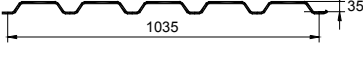

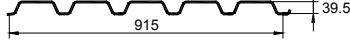
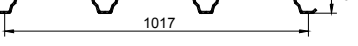
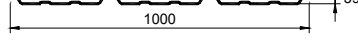
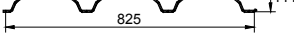

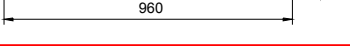
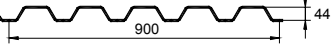

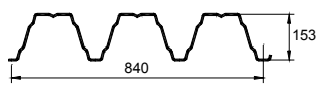
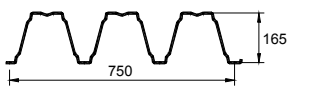
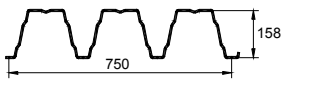



Folgende USINOR-Querschnittszeichnungen im DWG-Format sind Inhalt der Service - CD:

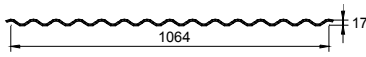
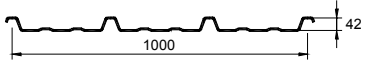
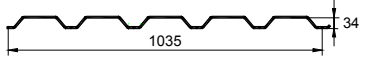
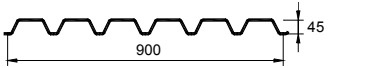

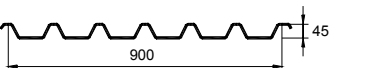
Stahltrapezprofile

<p>8/100</p> 	<p>45/333 T</p> 
<p>8/172</p> 	<p>50/262,5</p> 
<p>25/167</p> 	<p>75/305</p> 
<p>29/283 T</p> 	<p>77/301</p> 
<p>30/220</p> 	<p>85/280</p> 
<p>32/207</p> 	<p>95/305</p> 
<p>35/206</p> 	<p>100/275</p> 
<p>35/207</p> 	<p>105/345</p> 
<p>39/183</p> 	<p>107/339</p> 
<p>39/333 T</p> 	<p>115/275</p> 
<p>40/183</p> 	<p>126/320</p> 
<p>44/180</p> 	<p>135/310</p> 

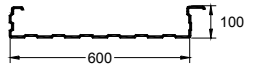
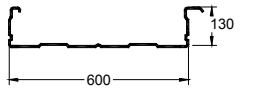
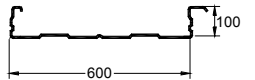
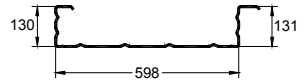
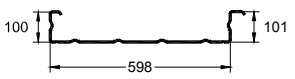
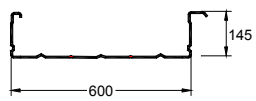
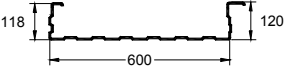
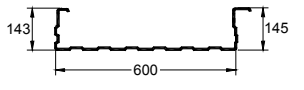
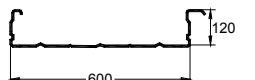
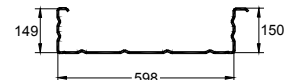
Stahltrapezprofile

<p>150/280</p> 	<p>170/250</p> 
<p>160/250</p> 	<p>200/420</p> 

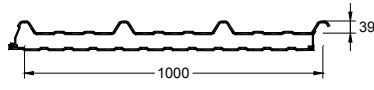
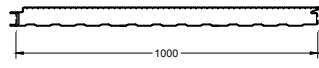

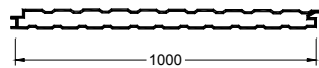
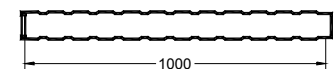
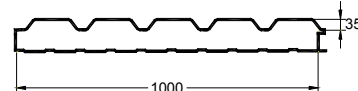
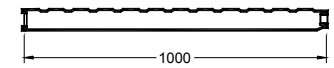
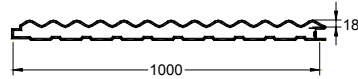

Aluminiumtrapezprofile

<p>Al 17/76</p> 	<p>Al 42/333 S</p> 
<p>Al 34/207</p> 	<p>Al 45/150</p> 
<p>Al 40/183</p> 	<p>Al 45/150 S</p> 

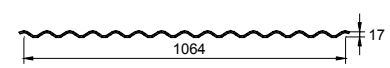
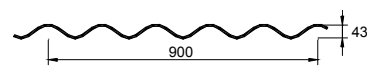
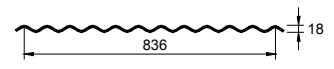
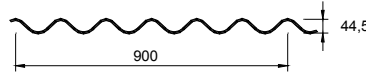
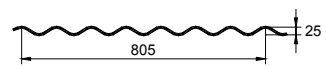
Stahlkassettenprofile

<p>100/600 L</p> 	<p>130/600</p> 
<p>100/600</p> 	<p>130/600 SR</p> 
<p>100/600 SR</p> 	<p>145/600</p> 
<p>120/600 L</p> 	<p>145/600 L</p> 
<p>120/600</p> 	<p>150/600 SR</p> 

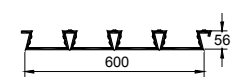
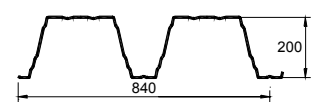
Ondatherm-Sandwichpaneele

<p>1001 TS</p> 	<p>2000 B</p> 
<p>101</p> 	<p>2003 BI</p> 
<p>1003 B</p> 	<p>135</p> 
<p>1003 BF</p> 	<p>118</p> 
<p>103</p> 	

Stahl-Wellprofile

<p>17/76</p> 	<p>43/180</p> 
<p>18/76</p> 	<p>45/150</p> 
<p>25/115</p> 	

Cofrastra-Verbunddeckenprofile

<p>56/150</p> 	<p>200/420</p> 
<p>70/183</p> 